

ONLINE APPLICATION FOR GRADE 11, SCHOOL YEAR 2020-2021 ATENEO DE MANILA SENIOR HIGH SCHOOL

Procedure for Applicants currently in Gr 10 in Ateneo de Manila Junior High School.

Note: These instructions are tailored to applicants who are currently Grade 10 students in Ateneo de Manila Junior High School. For more details, and for instructions for non-ADMU-JHS student-applicants, please see <https://www.ateneo.edu/high-school/admissions>

👉 **When you access the online platform for the very first time, you must NOT login yet.** You don't have an account yet, so you have to create your account.

CREATE AN ACCOUNT:

Access the login page > Click the portion labelled "Don't have an account? **Sign up.**" > When the screen with the heading "Create account" is displayed, enter **applicant's name** (not the parent's name) > enter the **applicant's active personal email address** (AJHS students are encouraged to use their OBF email address) > choose "I am applying for **Senior High School**" > read and tick the box to agree with the data policy > Click **Submit**. > Applicant **must open the email** that will be sent to the email address he entered in the system and click the **activate account button** (found in the email) > Applicant will be redirected to a screen entitled "Activate your account" and he has to **set his password** > click **activate button** > in the pop-up that the "account is successfully created," click "ok" > applicant will be redirected to the login page > enter the applicant's email and the password he/she created and choose Senior High School then click **login**.

LOGIN: The applicant will now be able to log into his account using the email address he entered and the password he set.

APPLICATION: Once the applicant logs in to his account, he should first click on "FAQs" on sidebar to find out what to do first, and what to do at every step.

The steps in the application process are:

1. Initial Registration
2. Payment of the Application and Testing Fee
3. Filling-up of the online form and uploading of the required documents and images ("Draft" status)
4. Checking of the documents by the system administrators ("For review" status)
5. Editing and completion of the application, *if necessary* ("Return to applicant" status)
6. Waiting for the recommendation forms to be sent to the system ("For recommendation" status)
7. Receiving the go-signal to choose an examination session ("For examination" status)
8. Receiving (via email) the printable exam permit.

PLEASE READ THESE ADDITIONAL EXPLANATIONS BEFORE GOING THROUGH THE STEPS:

- 👉 Reminders before the payment step:
- ◆ During the payment step, the system will generate a 9-digit payment reference number. Applications for Senior High School must have reference numbers that begin with "450." (If the applicant's reference number begins with "350," it means that he has mistakenly created an application account for Grade 7.)
 - ◆ The applicant should take a picture or a screencap of the box that displays the reference number. He should bring this picture (printed or displayed in his device) when he pays the application fee.

Unpaid		View Payment Instruction
Reference no.	450000010	
Applicant's Name		
Grade 11 SY 2020-2021		
Breakdown		
Admission Examination Fee	750	
Total amount	750.00	

- ◆ The applicant or the applicant's representative may choose from three modes of payment (1) AJHS Cashier's office - 7:15 am to 3:15 pm only (2) Over the counter in any BPI Branch (3) Over the counter in any Metrobank branch.

Payment through the AJHS Cashier is the **simplest, fastest** and **most recommended method for AJHS students**. Please **present the screenshot of the box that displays the applicant's name and unique payment reference number**. Pay (in **cash only**) the fee of **P750** and wait for your receipt.

Detailed instructions for OTC payment are found on pp 3-5 of this document. **If the applicant opts for OTC payment, he must make sure that he/his representative brings a copy of the instructions to the bank and follows them carefully.** Problems arise if the applicant does not follow instructions.

- 👉 Reminders when filling up the online form:
- ◆ The **LRN** (Learner Reference Number) is a 12-digit number assigned by the DepEd to each student throughout his Basic Ed in the Philippines. It can be found on the AJHS report card.

👉 Documents to be uploaded:

- ◆ **A PDF copy of the applicant's final, completed Grade 9 report card.** (Required by the online system). (Note: AJHS applicants will not be asked to submit their grade 10 report card but the Senior High will access the Grade 10 grades directly. This will be an important basis in the admission decision.)
- ◆ **A PDF copy of the applicant's autobiography**, which must be typewritten, A4 page size, 1-2 pages only, using any readable font. The autobiography should touch on the following points: interests, ambitions, accomplishments, and the reasons that the applicant desires a senior high school education at the Ateneo de Manila University.

◆ **A PDF copy of the applicant's birth certificate.**

Philippine Statistics Authority (PSA) or National Statistics Office (NSO) copy.

If the applicant is NOT a Filipino citizen: a PDF copy of the applicant's Alien Certificate of Registration (ACR) and Special Study Permit issued by the Bureau of Immigration.

If the applicant has dual citizenship: a PDF copy of the applicant's Philippine Passport or Certificate of Recognition as a Filipino Citizen

◆ **An image file (PNG, JPG/JPEG) of a recent 1 x 1 ID picture of the applicant.** The picture must be colored with a white background. Preferred digital size is 600 x 600 pixels (600 dpi).

🔗 **Regarding the recommendation:**

(For AJHS students only) The applicant must choose two teachers from AJHS who know him well and are willing to serve as his "recommenders." The applicant must get their contact details as well as permission to put their details in the system. The admission administrators will not require these two teachers to send recommendation forms but the teachers may be approached for feedback if necessary.

🔗 **Regarding the choice of an A-SHAPE session:**

Toward the end of the process, the applicant will be asked to choose one among four possible testing sessions (see section on ENTRANCE EXAM). Before clicking on his chosen exam session, the applicant must *discuss the choice with his family* and make sure that the session does not conflict with any personal or family schedules. *Once the applicant clicks on a testing session, the choice can no longer be changed in the system.*

🔗 **General Reminders:**

- ◆ Kindly note that *the online application process is not complete until the applicant receives his exam permit.*
- ◆ Also note that the online process *cannot be completed in a single day.*

It will take 2-3 working days for payment to be reflected in the system due to the necessary processes that the bank and cashier have to execute.

It may take 1-2 working days for the checker to check the requirements.

- ◆ Thus, it is good for the applicant to begin the process as soon as possible.

Applicants from Ateneo de Manila Junior High School are requested to complete the application process by **September 2, 2019.**

If the applicant *has read and understood* all of the instructions up to this point, he is now ready to create and activate his account, and to start the online application process by visiting the following link:

<https://ateneo.edusuite.asia/login>

ENTRANCE EXAM AND RESULTS

ADMISSION AND PLACEMENT EXAM

◆ Those who complete the application process and receive exam permits will then take the Ateneo de Manila Senior High Admission and Placement Exam (A-SHAPE).

◆ The applicant should *choose one testing session among the following:*

Session 1 – Saturday, October 5, 2019, 7:30 am to 12:00 noon
Session 2 – Saturday, October 5, 2019, 1:30 pm to 6:00 pm
Session 3 – Sunday, October 6, 2019, 7:30 am to 12:00 noon
Session 4 – Sunday, October 6, 2019, 1:30 pm to 6:00 pm

◆ Applicants should arrive at least 30 minutes before the start of the exam and should make allowance for very heavy traffic.

◆ Applicants should print their test permit and present it during the test. Applicants without a test permit will not be allowed to take the exam.

◆ Attire: T-shirt with sleeves, jeans and rubber shoes. Examinees should also wear their school ID during the exam.

◆ Examinees are advised to bring water and light snacks. There is no need to bring pencils and scratch paper, as these will be provided.

◆ Assembly and lining up will take place in the Ateneo de Manila High School covered courts but the exam itself will be held in classrooms in the Senior High School building.

ADMISSION DECISIONS

Admission decisions will be released on or before **February 7, 2020.** An applicant will be able to view the *individual* decision on his application **online**, through a link that will be posted on this site:

<https://www.ateneo.edu/high-school/admissions>

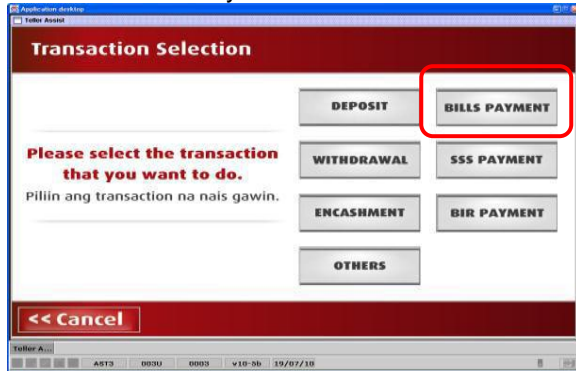
🔗 For more information, visit

<https://www.ateneo.edu/high-school/admissions>

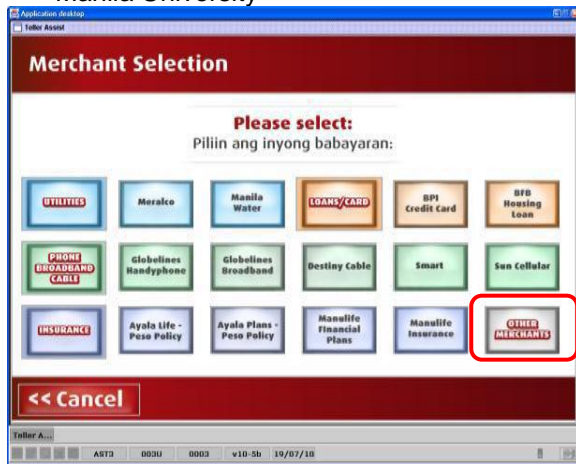
🔗 For inquiries, please call the Ateneo de Manila High School **Office of Admission and Scholarships (OAS)** at 4266001, local 6292.

BPI Express Assist (BEA) Bills Payment Procedure

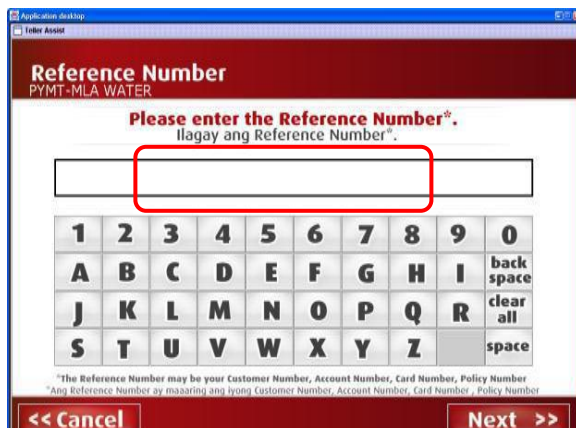
1. Go to the nearest Bank of the Philippine Islands (BPI) Branch.
2. Go to the BPI Express Assist Machine
3. Select Bills Payment



4. Select "Other Merchants" to pay for Ateneo de Manila University



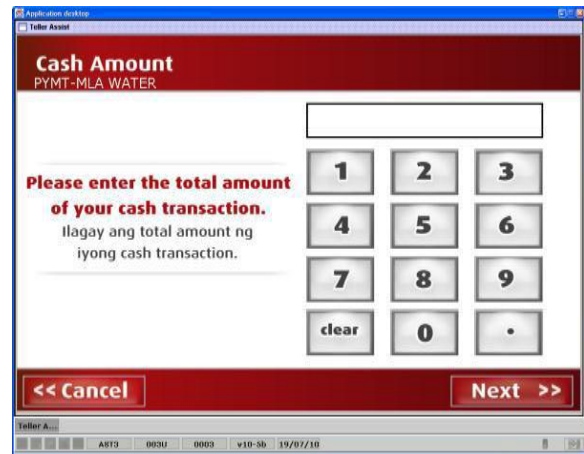
5. Enter Ateneo's (the merchant's) 9-digit reference number:
450253000 for Senior High School



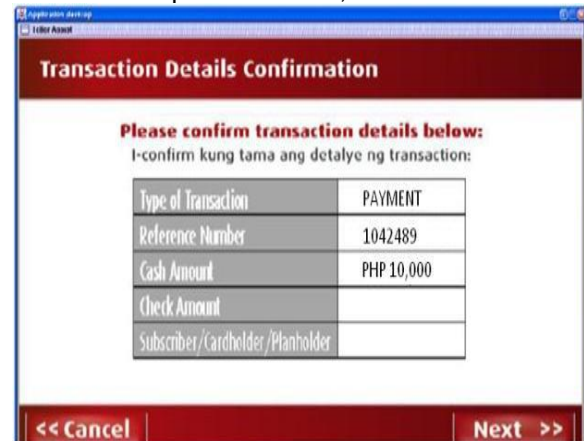
6. Choose mode of payment



7. Enter AMOUNT to be paid:
P750 for applications to Senior HS.



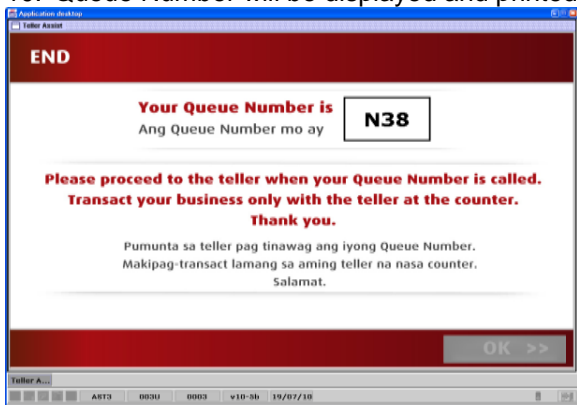
8. Encoded transaction details will be displayed. If correct tap NEXT. If not, click CANCEL



9. If single transaction, select NO. For multiple transactions, select YES.



10. Queue Number will be displayed and printed.



11. Take a seat and wait for your queue number and corresponding counter number to be flashed on the board. Approach the teller in the indicated counter.
12. **Very important:** Please give the teller the following information (it may be helpful to write this info on a piece of paper and present it to the teller):

Merchant's Name: Ateneo Miscellaneous Units (AMISCU)

**Merchant's Reference/Account Number:
450-253-000 (For Senior High School)**

**Payee's Name: <Applicant's Reference Number>
<Applicant's Last Name> <First Name>**

[For Example]

Payee's Name: 450000001 DELA CRUZ JUAN

Please read the following explanation of Step 12:

The teller has a 30-character field in which to input the payee's (applicant's) name. Please insist that the applicant's unique number be entered (as text) in this field, followed by the applicant's family name, followed by the part of the applicant's first name that fits in the 30-character slot.

[For Example--]

Payee's Name: **450000001 DELA CRUZ, JUAN**

If the full first name of the applicant cannot fit, it is okay as long as the applicant's payment number and family name are entered in order for this to be printed on the payment slip during machine validation.

*If the payee's name is not entered in this manner, the application system will not be able to attribute the payment to the applicant. Thus, please be very clear and **insistent** about this step.*

13. Hand over the payment to the teller and receive the validated deposit slip as proof of payment.
14. Very important: Please check if the payee's number/name (**example: 450000001 DELA CRUZ, JUAN**) is printed on the validated deposit slip, along with the merchant's name (AMISCU) and the merchant's account number (450-253-000 for Senior HS).

If the payee's (applicant's) number/name is NOT printed on the deposit slip, please ask the teller if it is possible to repeat the inputting of the payee's number/name so that it is reflected in the deposit slip. Remember that the number and name of the payee should be inputted in the same (text) field, number first, followed by the family name and first name. You may show these instructions to the teller. If the teller is still unable to do this, please call the office of admission and scholarships at 4266001 local 6292.

15. Log into your application-for-admission account two to three working days after you made the over-the-counter payment to check if payment has been reflected.
16. If you wish to claim your Official Receipt, please go to the Office of Admission and Scholarships in the Ateneo de Manila Junior High School Administration building and present the validated copy of the payment slip.